

INGWE PAN

MANA POOLS
ZIMBABWE

ACTIVITIES AT MANA RIVER CAMP

	Game Drive
	Walking
	Bird Watching
	Photographic
	Arm Chair Safari
	Canoeing (with prior arrangement)

ABOUT INGWE PAN CAMP


Ingwe Pan Camp is named after Ingwe pan which is situated in the Wilderness Area of Mana Pools National Park, a UNESCO World Heritage Site. It is one of the biggest pans in the area and renowned for its leopard sightings and the shy antelope such as nyala, who populate the nearby Jesse bush and riverine thickets of the Chiruwe River. The Pan is surrounded by Jackalberry and Nyala berry trees, with the focal point being a massive Fig tree. Nearby Baobab groves add to this diversity. Blended into this environment and surrounding the southern side of the pan are 8 large Meru style tents.

Ingwe Pan Camp offers the perfect pairing with Mana River Camp, our Zambezi River camp, and of course all of our Hwange Camps. Between Mana River Camp and Ingwe Pan, guests get to experience the huge diversity of Mana Pools, from the river to the floodplain and to the inland Wilderness Area.

The wildlife viewing in the area, both from a vehicle or on foot is superb. Guests can look forward to professional guided walks and game viewing by vehicle. Being in a private concession, guests can also look forward to the privacy of the pan, wonderful on-site game viewing and magnificent night skies uninterrupted by any other camps.

Some of the more interesting finds in this new unique area include leopards, magnificent male lions and if you're very lucky, brown hyaena. Wild dogs visit the pan most evenings later in the season when they are free-ranging with their pups. Certain times of the year also bring the huge herds of buffalo as inland water dries up. Elephants are daily visitors, together with kudu, impala, warthog among many others.

[↓ VIEW INGWE PAN CAMP IMAGES](#)



MACHABA SAFARIS

VISIT WWW.MACHABASAFARIS.COM
FOR FURTHER INFO EMAIL ENQUIRIES@MACHABASAFARIS.COM



WHAT TO PACK?

Clothing on safari should be comfortable and colours should blend in with nature as much as possible. Beige, greens, browns, tan and khaki coloured clothing is advisable. Evening dress is 'smart casual', no formal wear required.

YEAR ROUND

- Layers – the best way to dress on safari, due to fluctuating temperatures. We recommend cotton. Long sleeves and trousers will protect from both sun and insects.
- Fleece/warm sweater or warm jacket for morning and evening game drives
- Hat – broad brimmed for protection against the sun.
- Sunglasses – dark ones to cut the glare.
- Light cotton shirts and T-shirts; Blouses or shirts
- Shorts, trousers and chinos
- Shoes – good, comfortable sturdy closed shoes/boots and socks for walking.
- Flip flops/thongs for use in outdoor showers.
- Sunblock, insect repellent and lip salve.
- Binoculars – each person should have their own so as not to miss out on any sightings.
- Camera with spare batteries, memory sticks, film, and the correct charging apparatus.

SUMMER

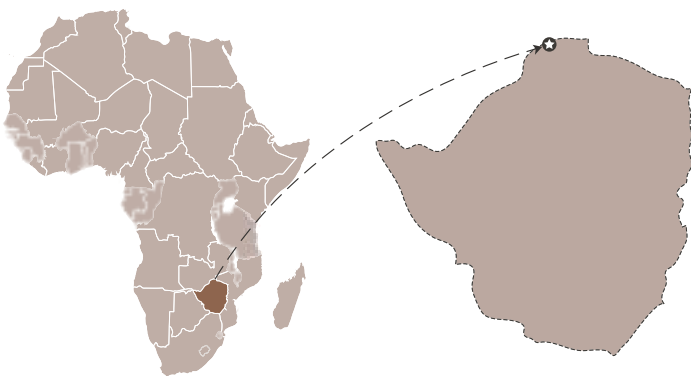
- A kikoi or light sarong has a multitude of uses.
- Light, compact jacket (windcheater) for the rainy season.
- Swimwear

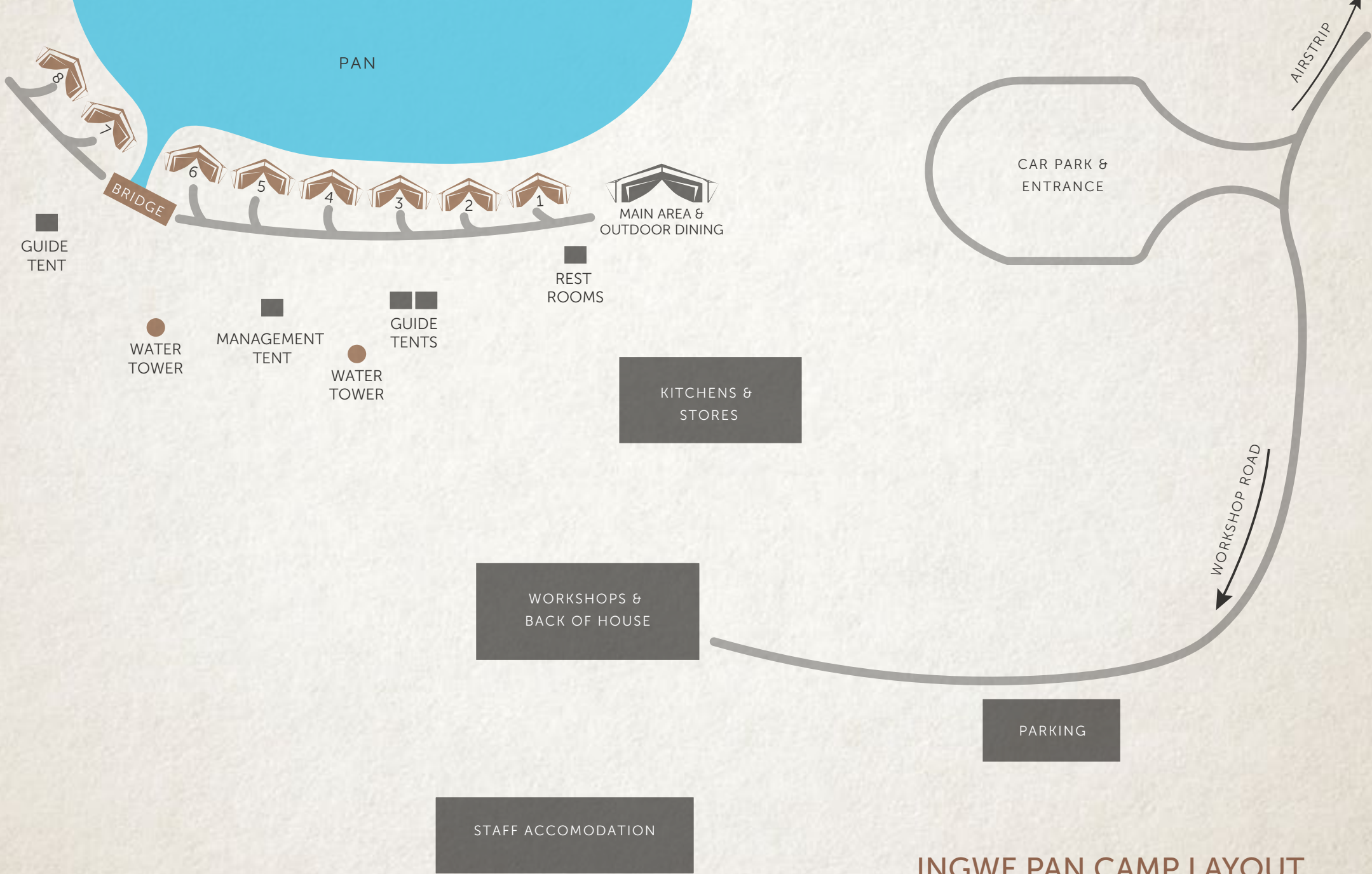
WINTER

- It gets very cold in the evenings and early mornings, and quite hot during the day – so layers are essential.
- Warm leggings and thick socks – good to wear during cold weather.
- Hat – woollen beanie for warmth.
- Gloves & Scarf


WHERE IS INGWE PAN CAMP LOCATED?

Ingwe Camp is located just 16 km from Mana Pools National Parks Reception Office and just 8 kms from Mana Main airstrip, in the exclusive Wilderness Area. The Camp is situated on the edge of one of the largest Pans in the area.





INGWE PAN CAMP LAYOUT



FACILITIES AVAILABLE AT INGWE PAN CAMP

AREA & CONCESSION	Mana Pools
CO-ORIDINATES	S 15 49' 04.5" E 029 25' 44.3"
WIFI	Designated area
ACCEPT CHILDREN	No children under 6 years / unless exclusive use
NUMBER OF TENTS	8 Luxury tents
PRIVATE VEHICLE	X
GUIDE ROOM	X
NUMBER OF GUESTS PER VEHICLE	6
WALKING	✓ (Minimum age is 16 years of age)
CANOEING	✓ (with prior arrangement)
GAME DRIVE	✓
FISHING	On request / from bank
AIRCON OR FAN	Fan
HAIRDRYER	X
PLUG POINTS	240 V
BATH	X
POOL	X
AIRSTRIP	Mana Main 1200m
DISTANCE FROM AIRSTRIP	45 Minutes
ACCESS	Self drive or fly in
SPA	X
SAFE	X
LAUNDRY	✓

ESTIMATED FLIGHT TIMES

VICTORIA FALLS AIRPORT					
40	VERNEY'S CAMP				
20	30	DETEEMA SPRINGS			
2 Hours	2 Hours	1:50 Hours	INGWE PAN		
2 Hours	2 Hours	1:50 Hours		MANA RIVER CAMP	
	2 Hours	2: 30 Hours	1:15 Hours	1:15 Hours	HARARE AIRPORT

*Please note that these are guidelines. Depending on the flight route clients may in fact have one or two stops enroute to their destination.

ESTIMATED ROAD TRANSFER TIMES

- Mana main to Ingwe Pan is 30 to 40 mins
- Ingwe Pan to Mana River Camp is 1hr 15mins to 1hr 30mins

A TYPICAL DAY :

WINTER TIMES	SUMMER TIMES	ACTIVITY
05:30	05:00	Wake Up Call
06:00	05:30	Continental Breakfast
06:30	06:00	Departure From Camp
11:30	11:00	Brunch Is Served
15:00	15:30	Afternoon Tea In Main Area
15:30	16:00	Depart For Afternoon Activity
18:30	19:00	Arrive Back At Camp
19:30	20:00	Dinner Is Served

